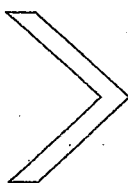


Name: _____ Date: _____

Dynamic Character

Character:

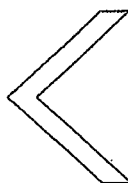
At the beginning
this character:



	Evidence



At the end this
character:



Plot Structure Diagram

TURNING POINT
(The main event between the protagonist and the antagonist or the moment for which the reader has been waiting.)

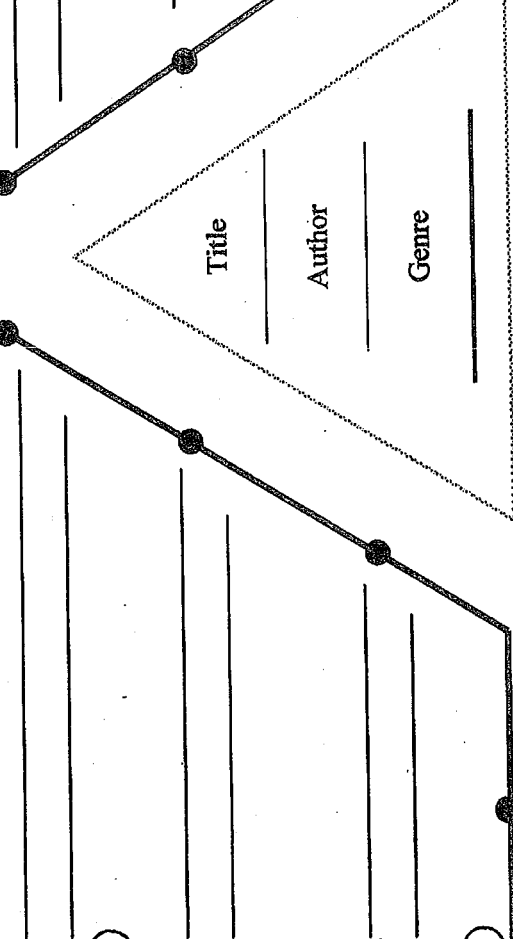
Name _____

Date _____

Period _____

1	CHARACTERS* Protagonist and Main Character(s)
2	Antagonist
3	SETTING*
	Time
	Place

RISING ACTION (6)
(The major events that lead to the turning point.)



CONFLICT* (3)
(What's the problem between the protagonist and the antagonist?)


RESOLUTION
(How was the conflict solved?)

FALLING ACTION (7)
(The major events that lead to the resolution.)

Title _____

Author _____

Genre _____



8

- How To Figure Out the Theme**
1. Actively read the text.
 2. Fill out the Plot Structure Diagram (follow the circled numbers)
 3. Examine the conflict, resolution and turning points.
 4. Ask yourself, "What is the lesson the protagonist learned?"
 5. Reword #4 so that it can apply to anyone who reads the story.

*Characters, Setting, Conflict and Mood (how the story makes you feel) combine to create the **EXPOSITION** which helps you "get into" the story, novel or movie from the very beginning.